



# Linn County Air Program

## February 2, 2017



**Public Health**  
Prevent. Promote. Protect.

Linn County, Iowa



# AGENDA

- Introductions
- Background
- DNR / Linn County Contract
- Draft FY18 Budget
- Proposed Fees



**Public Health**  
Prevent. Promote. Protect.

Linn County, Iowa

# Background

- Declining Title V emission fees forced a change in how air quality programs are funded in Iowa
- In 2014, Iowa Legislature directed DNR to convene a stakeholder group and make recommendations for future funding
- DNR convened this group and a report was written and submitted in November 2014
- In 2015, legislature passed a law allowing DNR to charge and retain fees for permitting and asbestos notifications.
- In December 2015, EPC approved a permit fee structure for construction permits, Title V permits, and asbestos notifications
- In April 2016, the Linn County Board of Supervisors approved a new fee structure in response to the DNR's new funding model



**Public Health**  
Prevent. Promote. Protect.

**Linn County, Iowa**

# DNR – Linn County Contract

- Joint or co-operative undertaking within the meaning of Iowa Code section 28E.1, approved by the Linn County Board of Health and the Environmental Protection Commission.
  - Construction Permitting
  - Title V Permitting
  - Compliance & Inspections
  - Ambient Air Monitoring
- Renewed annually
- Quarterly, semi-annual, and end-of-year reporting requirements
- Bi-annual program audit by DNR
- EPA/SHL Audit of ambient monitoring program



**Public Health**  
Prevent. Promote. Protect.

Linn County, Iowa

# Contract Budget

- Six Main Categories
  - Title V Operating Permits
  - Major Source Construction Permitting
  - PSD Permitting
  - Minor Source Construction Permitting
  - Core Program Activities
  - Ambient Monitoring Activities



Application Review & Permit Issuance  
Management, Secretarial & Data Support  
Modeling  
Travel/Training  
Supplies  
Other  
C&E – Major  
C&E – Minor  
Program Development  
AAM Supervision  
AAM Field Operations  
Quality Assurance  
Equipment



**Public Health**  
Prevent. Promote. Protect.

Linn County, Iowa

# Revenue

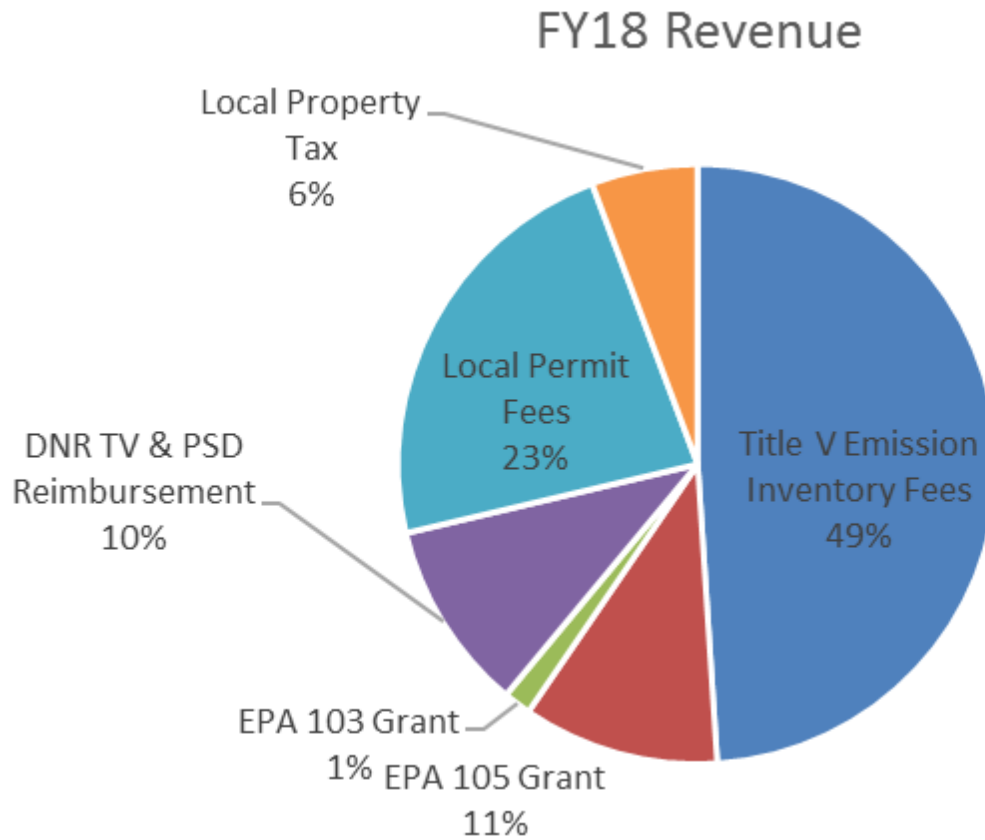
|                                 | FY17               | FY18               | FY18-FY17        |
|---------------------------------|--------------------|--------------------|------------------|
| <b>DNR</b>                      |                    |                    |                  |
| Title V Emission Inventory Fees | \$585,820          | \$578,629          | -\$7,191         |
| EPA 105 Grant                   | \$125,816          | \$125,230          | -\$586           |
| EPA 103 Grant                   | \$17,500           | \$17,500           | \$0              |
| DNR TV & PSD Reimbursement      | \$129,567          | \$121,419          | -\$8,148         |
| <b>DNR Subtotal</b>             | <b>\$858,703</b>   | <b>\$842,778</b>   | <b>-\$15,925</b> |
| <hr/>                           |                    |                    |                  |
| <b>Linn County</b>              |                    |                    |                  |
| Local Permit Fees               | \$264,974          | \$271,257          | \$6,283          |
| Local Property Tax              | \$54,217           | \$67,763           | \$13,546         |
| <b>Linn County Subtotal</b>     | <b>\$319,191</b>   | <b>\$339,020</b>   | <b>\$19,829</b>  |
| <hr/>                           |                    |                    |                  |
| <b>Grand Total</b>              | <b>\$1,177,894</b> | <b>\$1,181,798</b> | <b>\$3,904</b>   |



**Public Health**  
Prevent. Promote. Protect.

Linn County, Iowa

# FY18 Revenue



**Public Health**  
Prevent. Promote. Protect.

Linn County, Iowa

# Expenses

|                            | <b>FY17</b>        | <b>FY18</b>        | <b>FY18-FY17</b> |
|----------------------------|--------------------|--------------------|------------------|
| DNR 28E Contract Personnel | \$948,697          | \$947,620          | -\$1,077         |
| LCPH AQ Funded Personnel   | \$81,722           | \$91,203           | \$9,481          |
| Travel/Training            | \$21,200           | \$21,200           | \$0              |
| Supplies                   | \$11,700           | \$11,700           | \$0              |
| Other                      | \$27,550           | \$27,550           | \$0              |
| AAM Equipment & Supplies   | \$87,025           | \$82,525           | -\$4,500         |
| <b>Grand Total</b>         | <b>\$1,177,894</b> | <b>\$1,181,798</b> | <b>\$3,904</b>   |

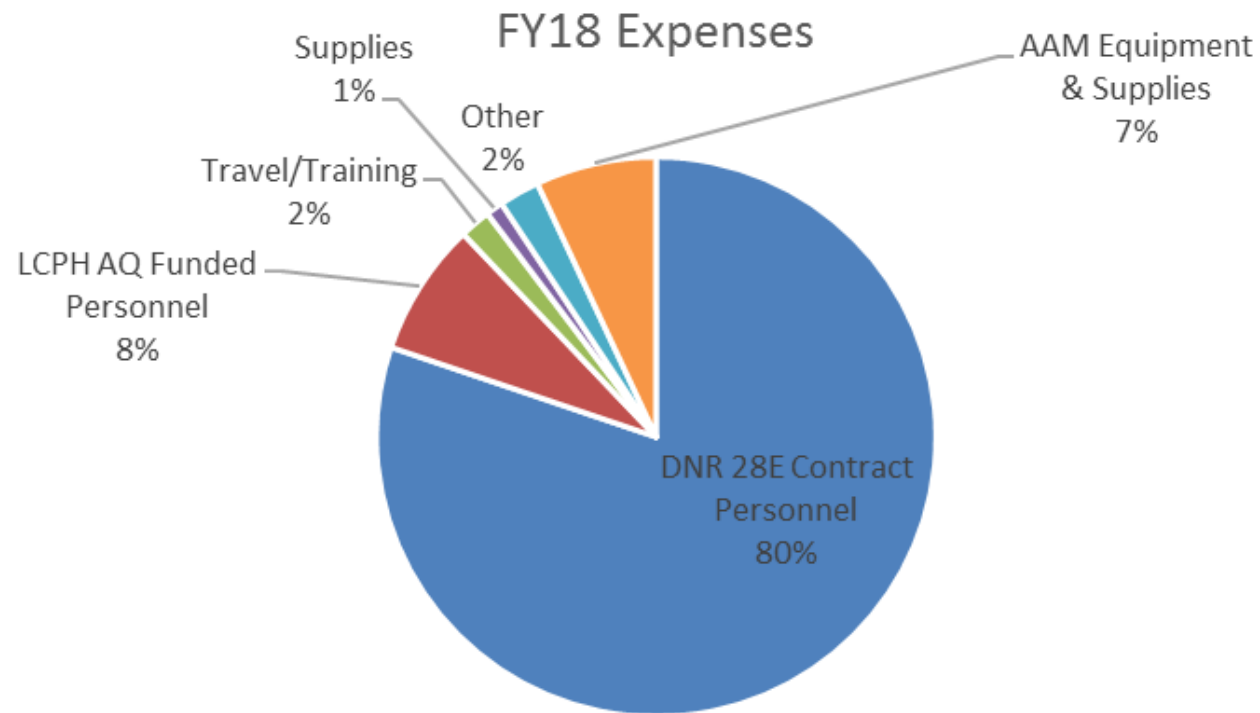


**Public Health**  
Prevent. Promote. Protect.

Linn County, Iowa



# FY18 Expenses



**Public Health**  
Prevent. Promote. Protect.

Linn County, Iowa

# Contract Staffing Requirements

| <b>Position</b>                          | <b>SFY 2017 FTE<br/>(Contracted)</b> | <b>SFY 2018 FTE<br/>(Proposed)</b> |
|--|--------------------------------------|------------------------------------|
| Environmental Public Health Manager      | 0.25                                 | 0.25                               |
| Air Quality Branch Supervisor            | 0.55                                 | 0.55                               |
| Senior Air Permitting Engineer           | 0.90                                 | 0.90                               |
| Senior Air Quality Scientist             | 1.50                                 | 1.50                               |
| Air Quality Specialist                   | 1.85                                 | 1.85                               |
| Ambient Air Monitoring Supervisor        | 0.55                                 | 0.55                               |
| Ambient Air Monitoring QA/QC Specialist  | 1.00                                 | 1.00                               |
| Ambient Air Monitoring Specialist        | 2.10                                 | 2.10                               |
| Air Quality Administrative Support Staff | 0.70                                 | 0.70                               |
| <b>TOTAL</b>                             | <b>9.40</b>                          | <b>9.40</b>                        |



**Public Health**  
Prevent. Promote. Protect.

Linn County, Iowa

# Staff Utilization

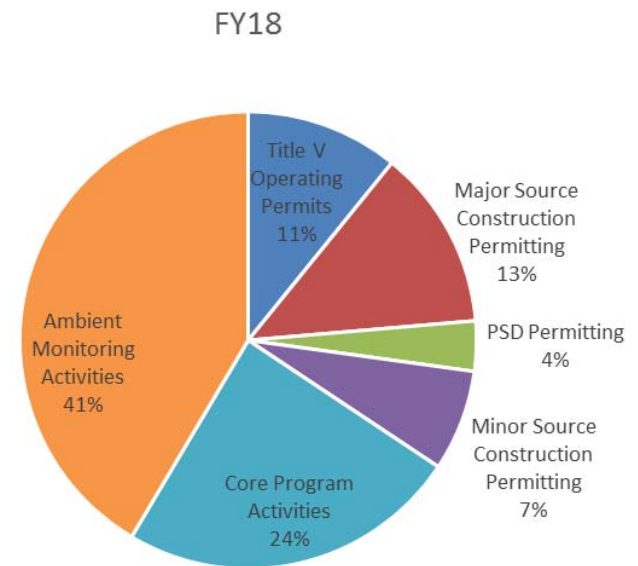
|  |             |
|--|-------------|
| <b>Administration &amp; Management</b> | 0.80        |
| <b>Training/Conferences</b>            | 0.60        |
| <b>Program Development</b>             | 0.30        |
| <b>Construction Permits</b>            | 1.44        |
| Minor Source Construction              | 0.45        |
| Local Operating Permits                | 0.00        |
| Major Source Construction Permits      | 0.79        |
| PSD Permits                            | 0.20        |
| <b>Title V Operating Permits</b>       | 0.85        |
| <b>Ambient Air Monitoring</b>          | 3.35        |
| AAM Field Operations                   | 1.90        |
| Supervision                            | 0.40        |
| Quality Assurance                      | 1.05        |
| <b>Compliance Inspections</b>          | 1.92        |
| Minor Source Compliance/Inspections    | 0.57        |
| Major Source Compliance/Inspections    | 1.35        |
| <b>Dispersion Modeling</b>             | 0.14        |
| Minor Source                           | 0.04        |
| PSD Projects                           | 0.05        |
| Major Source                           | 0.05        |
| <b>Totals</b>                          | <b>9.40</b> |

| SFY18                                  | Public Health Mngt  |                          |                                  |   |                                     |                                  |                                 |                                   |                              |                                  |                                 |                                 |                                    |                                | Subtotal | FTE         |             |
|--|---------------------|--------------------------|----------------------------------|---|-------------------------------------|----------------------------------|---------------------------------|-----------------------------------|------------------------------|----------------------------------|---------------------------------|---------------------------------|------------------------------------|--------------------------------|----------|-------------|-------------|
|  | J. Hodina - Manager | Shane Dodge - Supervisor | J. Keener - Air Quality Engineer | T. Daugherty - Sr Air Quality Scientist | A. Drehs - Sr Air Quality Scientist | J. White - Air Quality Scientist | Jia Sun - Air Quality Scientist | K. Lundberg - AQ Monitoring Supvr | C. Lampher - QM/C Specialist | D. Burns - Monitoring Specialist | J. Lake - Monitoring Specialist | J. Otto - Monitoring Specialist | Office Specialist - Cindy Shubbart | Account Clerk - Diana Stanford |          |             |             |
| <b>Administration &amp; Management</b> | 0.05                | 0.05                     |                                  |   |                                     |                                  |                                 | 0.05                              |                              |                                  |                                 |                                 |                                    | 0.45                           | 0.20     | 1.70        | 0.80        |
| <b>Training/Conferences</b>            | 0.05                | 0.05                     | 0.05                             | 0.05                                    | 0.05                                | 0.05                             | 0.05                            | 0.05                              | 0.05                         | 0.05                             | 0.05                            |                                 |                                    | 0.05                           |          |             | 0.60        |
| <b>Program Development</b>             | 0.05                | 0.05                     |                                  | 0.10                                    |                                     |                                  |                                 | 0.05                              |                              |                                  |                                 |                                 |                                    |                                |          |             | 0.30        |
| <b>Construction Permits</b>            |                     |                          |                                  |   |                                     |                                  |                                 |                                   |                              |                                  |                                 |                                 |                                    |                                |          | <b>1.44</b> | <b>0.00</b> |
| Minor Source Construction              |                     | 0.10                     | 0.05                             | 0.07                                    |                                     | 0.23                             |                                 |                                   |                              |                                  |                                 |                                 |                                    |                                |          |             | 0.45        |
| Local Operating Permits                |                     |                          |                                  |   |                                     |                                  |                                 |                                   |                              |                                  |                                 |                                 |                                    |                                |          |             | 0.00        |
| Major Source Construction Permits      |                     |                          | 0.10                             | 0.30                                    | 0.19                                | 0.20                             |                                 |                                   |                              |                                  |                                 |                                 |                                    |                                |          |             | 0.79        |
| PSD Permitting                         |                     | 0.10                     |                                  | 0.10                                    |                                     |                                  |                                 |                                   |                              |                                  |                                 |                                 |                                    |                                |          |             | 0.20        |
| <b>Title V Operating Permits</b>       |                     | 0.10                     | 0.25                             | 0.30                                    | 0.20                                |                                  |                                 |                                   |                              |                                  |                                 |                                 |                                    |                                |          |             | 0.85        |
| <b>Ambient Air Monitoring</b>          |                     |                          |                                  |   |                                     |                                  |                                 |                                   |                              |                                  |                                 |                                 |                                    |                                |          | <b>3.35</b> | <b>0.00</b> |
| AAM Field Operations                   |                     |                          |                                  |   |                                     |                                  |                                 |                                   |                              | 0.95                             | 0.95                            |                                 |                                    |                                |          |             | 1.90        |
| AAM Supervision                        |                     |                          |                                  |   |                                     |                                  |                                 | 0.40                              |                              |                                  |                                 |                                 |                                    |                                |          |             | 0.40        |
| Quality Assurance                      |                     |                          |                                  |   |                                     |                                  |                                 |                                   | 0.95                         |                                  |                                 | 0.10                            |                                    |                                |          |             | 1.05        |
| <b>Compliance Inspections</b>          |                     |                          |                                  |   |                                     |                                  |                                 |                                   |                              |                                  |                                 |                                 |                                    |                                |          | <b>1.92</b> | <b>0.00</b> |
| Minor Source Compliance/Inspections    |                     |                          | 0.05                             | 0.05                                    | 0.05                                |                                  | 0.17                            | 0.25                              |                              |                                  |                                 |                                 |                                    |                                |          |             | 0.57        |
| Major Source Compliance/Inspections    |                     |                          | 0.05                             | 0.10                                    | 0.10                                | 0.05                             | 0.50                            | 0.55                              |                              |                                  |                                 |                                 |                                    |                                |          |             | 1.35        |
| <b>Dispersion Modeling</b>             |                     |                          |                                  |   |                                     |                                  |                                 |                                   |                              |                                  |                                 |                                 |                                    |                                |          | <b>0.14</b> | <b>0.00</b> |
| Minor Source                           |                     |                          |                                  |   | 0.04                                |                                  |                                 |                                   |                              |                                  |                                 |                                 |                                    |                                |          |             | 0.04        |
| PSD projects                           |                     |                          |                                  |   | 0.05                                |                                  |                                 |                                   |                              |                                  |                                 |                                 |                                    |                                |          |             | 0.05        |
| Major Source                           |                     |                          |                                  |   | 0.05                                |                                  |                                 |                                   |                              |                                  |                                 |                                 |                                    |                                |          |             | 0.05        |
| <b>Totals</b>                          | 0.25                | 0.55                     | 0.90                             | 1.00                                    | 0.50                                | 1.00                             | 0.85                            | 0.55                              | 1.00                         | 1.00                             | 1.00                            | 0.10                            | 0.50                               | 0.20                           |          | <b>9.40</b> | <b>9.40</b> |
| Local Program Match                    | 0.25                | 0.05                     | 0.10                             |   | 0.50                                |                                  | 0.15                            |                                   | 1.00                         | 1.00                             | 1.00                            | 0.10                            | 0.50                               |                                |          | <b>1.55</b> | <b>1.55</b> |
| Total, with Local Program Match        | 0.50                | 0.60                     | 1.00                             | 1.00                                    | 1.00                                | 1.00                             | 1.00                            | 0.55                              | 1.00                         | 1.00                             | 1.00                            | 0.10                            | 0.20                               | 0.20                           |          | 9.40        | 10.95       |



# Program Breakdown (Contract)

|                                      |                    |
|--------------------------------------|--------------------|
|                                      | <b>FY18</b>        |
| Title V Operating Permits            | \$118,294          |
| Major Source Construction Permitting | \$139,503          |
| PSD Permitting                       | \$38,613           |
| Minor Source Construction Permitting | \$78,085           |
| Core Program Activities              | \$263,863          |
| Ambient Monitoring Activities        | \$452,236          |
| <b>Grand Total</b>                   | <b>\$1,090,594</b> |



**Public Health**  
Prevent. Promote. Protect.

**Linn County, Iowa**

| Program   | Sum of County<br>Annual Fee | Sum of County<br>Minor CP App<br>Fee | Sum of County<br>Major (non-PSD)<br>CP App Fee | Sum of 105       | Sum of 103      | Sum of Title V EI<br>Fee | Sum of PSD<br>Application Fee | Sum of Title V<br>Application Fee | Sum of Total       | Pct of Total   |
|---|-----------------------------|--------------------------------------|--|------------------|-----------------|--------------------------|-------------------------------|-----------------------------------|--------------------|----------------|
| [-] Title V Operating Permits                   |                             |                                      |  |                  |                 | \$35,488                 |                               | \$82,806                          | \$118,294          | 10.85%         |
| [-] Application Review & Permit Issuance        |                             |                                      |  |                  |                 | \$29,009                 |                               | \$67,688                          | \$96,698           | 8.87%          |
| [-] Management, Secretarial & Data Support      |                             |                                      |  |                  |                 | \$2,252                  |                               | \$5,254                           | \$7,505            | 0.69%          |
| [-] Travel/Training                             |                             |                                      |  |                  |                 | \$2,889                  |                               | \$6,742                           | \$9,631            | 0.88%          |
| [-] Supplies                                    |                             |                                      |  |                  |                 | \$399                    |                               | \$931                             | \$1,330            | 0.12%          |
| [-] Other                                       |                             |                                      |  |                  |                 | \$939                    |                               | \$2,191                           | \$3,131            | 0.29%          |
| [-] Major Source Construction Permitting        | \$16,740                    |                                      | \$122,763                                      |                  |                 |                          |                               |                                   | \$139,503          | 12.79%         |
| [-] Application Review & Permit Issuance        | \$10,573                    |                                      | \$77,532                                       |                  |                 |                          |                               |                                   | \$88,105           | 8.08%          |
| [-] Management, Secretarial & Data Support      | \$2,362                     |                                      | \$17,318                                       |                  |                 |                          |                               |                                   | \$19,679           | 1.80%          |
| [-] Modeling                                    | \$725                       |                                      | \$5,317  |                  |                 |                          |                               |                                   | \$6,042            | 0.55%          |
| [-] Travel/Training                             | \$2,225                     |                                      | \$16,316                                       |                  |                 |                          |                               |                                   | \$18,541           | 1.70%          |
| [-] Supplies                                    | \$255                       |                                      | \$1,872  |                  |                 |                          |                               |                                   | \$2,127            | 0.20%          |
| [-] Other                                       | \$601                       |                                      | \$4,408  |                  |                 |                          |                               |                                   | \$5,009            | 0.46%          |
| [-] PSD Permitting                              |                             |                                      |  |                  |                 |                          | \$38,613                      |                                   | \$38,613           | 3.54%          |
| [-] Application Review & Permit Issuance        |                             |                                      |  |                  |                 |                          | \$23,293                      |                                   | \$23,293           | 2.14%          |
| [-] Management, Secretarial & Data Support      |                             |                                      |  |                  |                 |                          | \$2,027                       |                                   | \$2,027            | 0.19%          |
| [-] Modeling                                    |                             |                                      |  |                  |                 |                          | \$6,042                       |                                   | \$6,042            | 0.55%          |
| [-] Travel/Training                             |                             |                                      |  |                  |                 |                          | \$5,468                       |                                   | \$5,468            | 0.50%          |
| [-] Supplies                                    |                             |                                      |  |                  |                 |                          | \$532                         |                                   | \$532              | 0.05%          |
| [-] Other                                       |                             |                                      |  |                  |                 |                          | \$1,252                       |                                   | \$1,252            | 0.11%          |
| [-] Minor Source Construction Permitting        | \$35,919                    | \$42,166                             |  |                  |                 |                          |                               |                                   | \$78,085           | 7.16%          |
| [-] Application Review & Permit Issuance        | \$22,268                    | \$26,141                             |  |                  |                 |                          |                               |                                   | \$48,410           | 4.44%          |
| [-] Management, Secretarial & Data Support      | \$7,774                     | \$9,126                              |  |                  |                 |                          |                               |                                   | \$16,900           | 1.55%          |
| [-] Modeling                                    | \$2,223                     | \$2,610                              |  |                  |                 |                          |                               |                                   | \$4,833            | 0.44%          |
| [-] Travel/Training                             | \$2,012                     | \$2,362                              |  |                  |                 |                          |                               |                                   | \$4,374            | 0.40%          |
| [-] Supplies                                    | \$489                       | \$574                                |  |                  |                 |                          |                               |                                   | \$1,064            | 0.10%          |
| [-] Other                                       | \$1,152                     | \$1,352                              |  |                  |                 |                          |                               |                                   | \$2,505            | 0.23%          |
| [-] Core Program Activities                     | \$30,228                    |                                      |  | \$61,917         |                 | \$171,718                |                               |                                   | \$263,863          | 24.19%         |
| [-] Compliance Assistance & Enforcement - Major |                             |                                      |  |                  |                 | \$131,743                |                               |                                   | \$131,743          | 12.08%         |
| [-] Compliance Assistance & Enforcement - Minor |                             |                                      |  | \$55,978         |                 |                          |                               |                                   | \$55,978           | 5.13%          |
| [-] Management, Secretarial & Data Support      | \$5,355                     |                                      |  | \$1,052          |                 | \$7,081                  |                               |                                   | \$13,488           | 1.24%          |
| [-] Program Development                         | \$14,364                    |                                      |  | \$2,822          |                 | \$18,995                 |                               |                                   | \$36,182           | 3.32%          |
| [-] Travel/Training                             | \$7,322                     |                                      |  | \$1,439          |                 | \$9,683                  |                               |                                   | \$18,444           | 1.69%          |
| [-] Supplies                                    | \$950                       |                                      |  | \$187            |                 | \$1,256                  |                               |                                   | \$2,393            | 0.22%          |
| [-] Other                                       | \$2,237                     |                                      |  | \$440            |                 | \$2,958                  |                               |                                   | \$5,635            | 0.52%          |
| [-] Ambient Monitoring Activities               | \$0                         |                                      |  | \$63,313         | \$17,500        | \$371,423                |                               |                                   | \$452,236          | 41.47%         |
| [-] AAM Supervision                             | \$0                         |                                      |  | \$6,592          |                 | \$40,494                 |                               |                                   | \$47,086           | 4.32%          |
| [-] Ambient Monitoring Field Operations         | \$0                         |                                      |  | \$25,028         | \$17,500        | \$136,246                |                               |                                   | \$178,774          | 16.39%         |
| [-] Management, Secretarial & Data Support      | \$0                         |                                      |  | \$921            |                 | \$5,659                  |                               |                                   | \$6,581            | 0.60%          |
| [-] Quality Assurance                           | \$0                         |                                      |  | \$13,368         |                 | \$82,116                 |                               |                                   | \$95,484           | 8.76%          |
| [-] Travel/Training                             | \$0                         |                                      |  | \$3,852          |                 | \$23,662                 |                               |                                   | \$27,514           | 2.52%          |
| [-] Supplies                                    | \$0                         |                                      |  | \$596            |                 | \$3,659                  |                               |                                   | \$4,255            | 0.39%          |
| [-] Equipment                                   | \$0                         |                                      |  | \$11,554         |                 | \$70,972                 |                               |                                   | \$82,525           | 7.57%          |
| [-] Engineering & Scientific Equipment          | \$0                         |                                      |  | \$2,660          |                 | \$16,340                 |                               |                                   | \$19,000           | 1.74%          |
| [-] Lab Supplies                                | \$0                         |                                      |  | \$3,332          |                 | \$20,468                 |                               |                                   | \$23,800           | 2.18%          |
| [-] Power & Data - Lease/Maintenance            | \$0                         |                                      |  | \$697            |                 | \$4,279                  |                               |                                   | \$4,975            | 0.46%          |
| [-] Power & Data - Utilities                    | \$0                         |                                      |  | \$2,520          |                 | \$15,480                 |                               |                                   | \$18,000           | 1.65%          |
| [-] Repair & Maintenance of Equipment           | \$0                         |                                      |  | \$2,345          |                 | \$14,405                 |                               |                                   | \$16,750           | 1.54%          |
| [-] Vendor Training                             | \$0                         |                                      |  | \$0              |                 | \$0                      |                               |                                   | \$0                | 0.00%          |
| [-] One Time Allocation                         | \$0                         |                                      |  | \$0              |                 | \$0                      |                               |                                   | \$0                | 0.00%          |
| [-] Other                                       | \$0                         |                                      |  | \$1,403          |                 | \$8,616                  |                               |                                   | \$10,018           | 0.92%          |
| <b>Grand Total</b>                              | <b>\$82,888</b>             | <b>\$42,166</b>                      | <b>\$122,763</b>                               | <b>\$125,230</b> | <b>\$17,500</b> | <b>\$578,629</b>         | <b>\$38,613</b>               | <b>\$82,806</b>                   | <b>\$1,090,595</b> | <b>100.00%</b> |

# FY17 Estimated Revenue Fees for Service

July 1, 2016 - December 31, 2016

|             | Actual   | 12 Month Est | Budget    | Variance   |
|-------------|----------|--------------|-----------|------------|
| LC Minor    | \$7,315  | \$38,885     | \$42,321  | (\$3,436)  |
| LC Major    | \$69,300 | \$138,600    | \$122,670 | \$15,930   |
| PTO         | \$96,830 | \$96,830     | \$94,109  | \$2,721    |
| DNR Title V | \$2,175  | \$27,175     | \$91,084  | (\$63,909) |
| DNR PSD     | \$3,364  | \$14,864     | \$38,484  | (\$23,620) |



**Public Health**  
Prevent. Promote. Protect.

Linn County, Iowa

# Proposed Fees

## FY17

| <u>Linn County</u> | Rate    | Unit     |
|--------------------|---------|----------|
| Minor CP           | \$385   | each     |
| Major CP           | \$2,475 | each     |
| Reg/Template       | \$100   | each     |
| PTO                | \$40    | annually |

| <u>DNR</u>  | Rate    | Unit |
|-------------|---------|------|
| PSD         | \$115   | hour |
| Title V App | \$100   | hour |
| Title V EIQ | \$67.50 | ton  |

## FY18

| <u>Linn County</u> | Rate    | Unit     |
|--------------------|---------|----------|
| Minor CP           | \$385   | each     |
| Major CP           | \$2,475 | each     |
| Reg/Template       | \$100   | each     |
| PTO                | \$40    | annually |

| <u>DNR</u>  | Rate    | Unit |
|-------------|---------|------|
| PSD         | \$115   | hour |
| Title V App | \$100   | hour |
| Title V EIQ | \$70.00 | ton  |



**Public Health**  
Prevent. Promote. Protect.

Linn County, Iowa

# Title V Emission Fee

- DNR estimates 20 – 22% reduction in chargeable emissions
- \$1.4 MM shortfall in Title V emission fee funding
- DNR is asking stakeholders to support a 3.7% increase in the fee from \$67.50 to \$70.00
- Should cover 20% of the shortfall
- Balance met by reducing services in ambient monitoring, dispersion modeling, regional planning and business assistance



**Public Health**  
Prevent. Promote. Protect.

Linn County, Iowa



# Questions

LCPH Contacts: [www.linncleanair.org](http://www.linncleanair.org)

Jim Hodina  
Environmental Manager  
319-892-6010

[James.hodina@linncounty.org](mailto:James.hodina@linncounty.org)

Kyle Lundberg  
Laboratory Services Supervisor  
319-892-6010

[kyle.lundberg@linncounty.org](mailto:kyle.lundberg@linncounty.org)

Shane Dodge  
Air & Water Quality Supervisor  
319-892-6015

[shane.dodge@linncounty.org](mailto:shane.dodge@linncounty.org)



**Public Health**  
Prevent. Promote. Protect.

Linn County, Iowa